
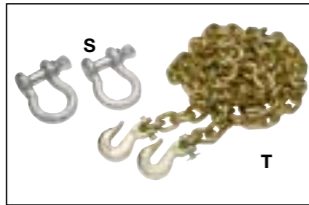


Accessories



- 1520** Trailer Wiring Kit S3000, S4000 Series Winches
- 2009** Trailer Wiring Kit Fits S5000,



- S 2538** Bow Shackles (Pair)
- T 2541** Chain With Grab Hooks; Chain is 3/8" x 10' (9.5mm x 3.04m)



- X 2227A** Pulley Block 8,000 lb. (3629kg)
- Y 2229A** Pulley Block 10,000 lb. (4536kg)
- Z 2212A** Pulley Block 12,000 lb. (5443kg)



- Quick Connects**
- 1551** Quick Connect 6 - 10 AWG wire
- 2236** Quick Connect 2 - 4 AWG wire



Accessory Kits

- Kit 1554**
- Nylon Carry Bag
- Heavy Duty Leather Palmed Gloves
- Pulley Block 10,000 lb. (4536kg)
- Nylon Sling



Recovery Straps

- 2517** 2"x20' 20,000 lb. (9072kg) (50.8mm x 6.09m)
- 2518** 2"x30' 20,000 lb. (9072kg) (50.8mm x 9.14m)

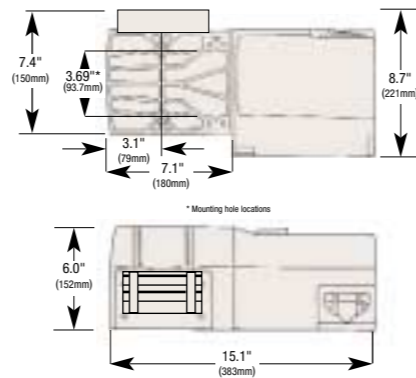
Tree Trunk Savers

- 1509** 2"x6' 20,000 lb. (9072kg)
- 2531** 3"x8' 30,000 lb. (13,608kg) 76.2mm x 2.43m)



- 2055** Cradle Mount

S3000, 4000, and 5000 Dimensions



Distributed By:



Superwinch, Inc.

Winch Drive
Putnam, Connecticut 06260, USA
Customer Service: 1.860.928.7787
FAX: 1.860.963.0811
e-mail: info@superwinch.com

Superwinch, Ltd.

Abbey Rise, Whitchurch Road
Tavistock, Devon PL19 9DR, England
Customer Service: +44 (0) 1822 614101
FAX: +44 (0) 1822 615204



www.superwinch.com

Design, materials and specifications are subject to change without notice. Superwinch is not responsible for printing errors inadvertently made in the production of this catalog.

00402 Printed in USA 10M 05/04 LG

HIGH PERFORMANCE UTILITY WINCHES

New S Series



Driven. Introducing the NEW Superwinch S Series, the most popular performance trailer winches on the market! Already race-proven, S Series winches now have more powerful motors, an integrated sealed switching solenoid, and rugged new rubber hand-held remote. Other standard features include power IN and OUT, free-spooling drum, mechanical and dynamic braking, and roller fairlead. The fully enclosed housing helps keep the weather out. No wonder these winches are called "The Racer's Choice!"

S Series Standard Features



- 1** Weather-resistant baked powder-coat finish
- 2** 60 feet (18.28m) wire rope (50 feet (15.24m) S5000)
- 3** Forged hook with latch
- 4** All steel planetary geartrain, lubricated for life
- 5** Built in roller fairlead
- 6** Low noise gear box
- 7** Transparent hinged wire rope safety guard
- 8** Automatic mechanical and dynamic braking
- 9** Freespooling clutch
- 10** All-weather motor cover
- 11** Integral pre-wired sealed switching solenoids
- 12** New more powerful motor (1.3 hp, 1.8 hp, 2.1hp)
- 13** Hook handling strap

**POWER WHEN YOU NEED IT,
WHERE YOU NEED IT.**

S3000, S4000, and S5000 Series Winches

S3000, S4000, and S5000 Product Specifications

	S3000	S4000	S5000
Rated Line Pull	3,000 lb. (1360 kg)	4,000 lb. (1814 kg)	5,000 lb. (2268 kg)
Motor	1.3 hp (12V or 24VDC)	1.8 hp (12V or 24VDC)	2.1 hp (12V or 24VDC)
Gearing	Differential Planetary	Differential Planetary	Differential Planetary
Gear Ratio	159:1	159:1	159:1
Braking	Mechanical and Dynamic	Mechanical and Dynamic	Mechanical and Dynamic
Remote	30' (9.14m) Handheld	30' (9.14m) Handheld	30' (9.14m) Handheld
Wire Rope	3/16" x 60' (4.76mm x 18.28m)	7/32" x 60' (5.55mm x 18.28m)	1/4" x 50' (6.35mm x 15.24m)
Dimensions	15.1"l. x 8.7"d. x 6.0"h. (383mm x 221mm x 152mm)	15.1"l. x 8.7"d. x 6.0"h. (383mm x 221mm x 152mm)	15.1"l. x 8.7"d. x 6.0"h. (383mm x 221mm x 152mm)
Drum Diameter	1.625" (41.2mm)	1.625" (41.2mm)	1.625" (41.2mm)
Drum Length	3" (76.2mm)	3" (76.2mm)	3" (76.2mm)
Weight	38 lb. (17.2kg)	40 lb. (18.1kg)	42 lb. (19.0kg)

All ratings are for first (bottom) layer of wire rope.

P/N 1440200



P/N 1430200



Winch selection guide for car and boat trailers

CAR TRAILERS/ROLLING WEIGHT

Grade*

Model	20%	30%	50%	70%
S3000	8,503	6,527	4,655	3,817 lbs.
S4000	11,905	9,138	6,518	5,344 lbs.
S5000	15,300	11,750	8,300	6,870 lbs.

* A 10% grade is a rise of one foot in ten feet.

* Winches are not intended as a load securing device.

BOAT TRAILERS

Model	Boat Length	Weight Lbs.
S3000	Outboards to 18' (5.5 m)	3,500 (1,588)
S4000	Outboards, I/O's to 22' (6.7 m)	6,000 (2,722)
S5000	Over 22' (6.7 m)	11,500 (5,216)

* Winches are not intended as a load securing device.

In some cases, winches with 50' of rope will not achieve these loads. This is because the extra layers of rope make a turning diameter that is too large. On S3000, S4000, and S5000 the grub screw in the drum can be loosened, the excess rope pulled through the drum and cut, and the screw re-tightened. All ratings are for first (bottom) layer of wire rope.

⚠ Winches are not intended for the transportation of people.



P/N 1502200



PERFORMANCE 12VDC (1st layer on drum)

S3000

Line Pull lbs./kg	Line Speed FPM (m/m)	Motor 12V Amps
0	27.7 (8.4)	15
1,000 (454)	12.5 (3.8)	70
2,000 (907)	9.0 (2.7)	117
2,500 (1134)	7.5 (2.3)	155
3,000 (1361)	4.5 (1.4)	220

S4000

Line Pull lbs./kg	Line Speed FPM (m/m)	Motor 12V Amps
0	32.0 (9.7)	30
1,000 (454)	16.0 (4.8)	95
2,000 (907)	12.4 (3.8)	155
2,500 (1134)	10.6 (3.2)	180
3,000 (1361)	8.8 (2.7)	215
3,500 (1589)	6.2 (1.9)	250
4,000 (1814)	4.5 (1.4)	311

S5000

Line Pull lbs./kg	Line Speed FPM (m/m)	Motor 12V Amps
0	31.0 (9.4)	36
1,000 (454)	14.5 (4.4)	80
2,000 (907)	12.0 (3.6)	135
3,000 (1361)	9.5 (2.9)	200
4,000 (1814)	7.3 (2.2)	265
5,000 (2268)	4.5 (1.4)	350

Note: S Series winches are also available in 24VDC